

FDA RECOMMENDS ALWAYS USING AN FDA-CLEARED SHARPS CONTAINER.

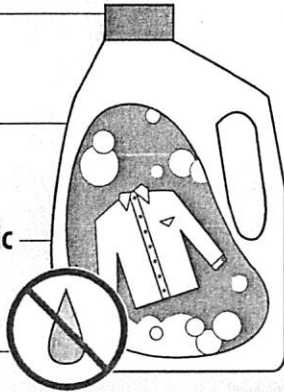
If you cannot get a sharps container, use an empty household container with these features:

Tight-fitting lid that cannot be punctured

Stays upright

Made of heavy-duty plastic

Does not leak



DO NOT USE

These containers can break or puncture easily.



Milk container



Water bottle



Glass container

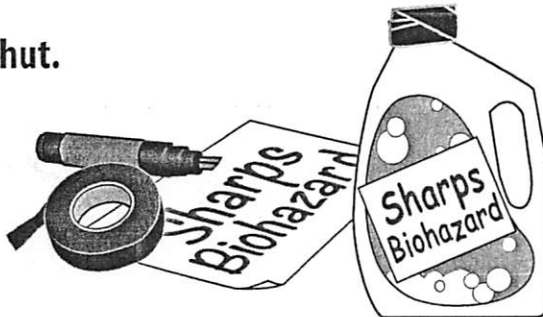


Soda can

Dispose of a household sharps container when it is 2/3 full:

1

Close lid and tape shut.
Label container.



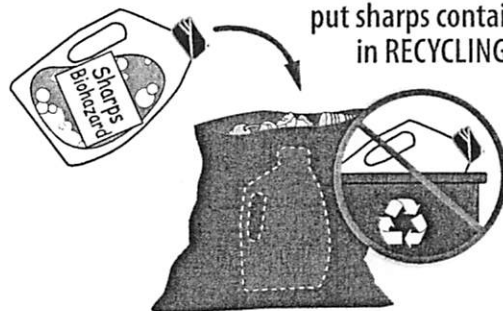
2

Bring container to a sharps disposal program.



If you cannot find a disposal program, put container in center of full trash bag and discard in regular trash.*

DO NOT
put sharps containers
in RECYCLING!



* In some areas it is illegal to dispose of sharps in the trash. Please follow your community guidelines.